

# Let the Whirlpool Sweep You Up!

Available in three different sizes, the DNA Towers range consists of graceful towers containing three-dimensional climbing nets stretched inside external steel skeletons. A careful combination of curved and straight metal tubing results in a spiral resembling the structure of DNA. This impression is further enhanced by carefully chosen colour schemes, as well as the use of differing thicknesses of tubing. The illusion created is of the towers rising out of the ground and spiralling up into the sky. Let the whirlpool's undertow suck you ever upwards!

The DNA Towers play equipment has been deliberately designed to give an open and unencumbered feel. Depending on the height of the tower in question, narrow mesh netting provides the necessary safety from the third storey upwards. This results in a near see-through design which children find very inviting to climb in and which also expresses an understated, almost industrial language of form.

Apart from its persuasive design and the possibility for children to climb as high as seven metres into the air within the smallest of playground footprints, the DNA Towers system is compatible with many other types of playground equipment.

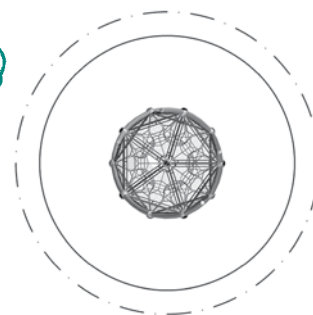



## DNA Tower.04

90.295.014

	(m) (")	3,1 x 3,1 x 7,2 10-1 x 10-1 x 23-7
	EN 1176 (m) ASTM/CSA (m)	8,1 x 8,1 6,8 x 6,8
	ASTM/CSA ("")	22-1 x 22-1
	(m) (")	2,94 9-8
		5

Hitherto the highest climbing tower in the DNA-family, DNA Tower.04 offers the possibility for children to climb about 6 metres into the air within the three-dimensional netting! This calls for courage, concentration and ambition in equal measure. As if all this were not enough, this graceful tower provides the maximum play volume on a small playground footprint.




## DNA Combi.02

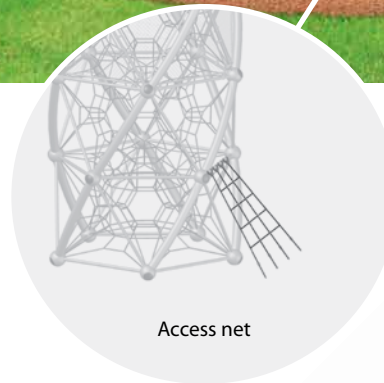
90.180.519

	(m) (")	9,9 x 11,6 x 7,2 32-5 x 37-11 x 23-7
	EN 1176 (m) ASTM/CSA (m)	13,7 x 14,6 14,1 x 15,3
	ASTM/CSA ("")	46-0 x 50-0
	(m) (")	2,94 9-8
		5

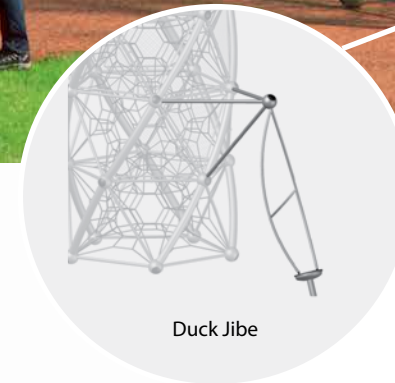
From a tree house Trii2, the path across a suspension bridge leads directly into the second storey of DNA Tower.04. Anyone making it to the very top of the netting is confronted by a steep descent, but the curving tunnel slide offers a quick exit. Meanwhile, down at ground level, a further attraction awaits in the shape of the Duck Jibe.



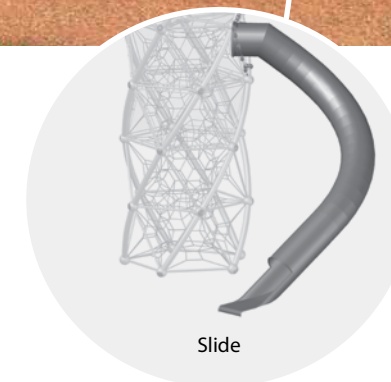
Suspension bridge



Access net

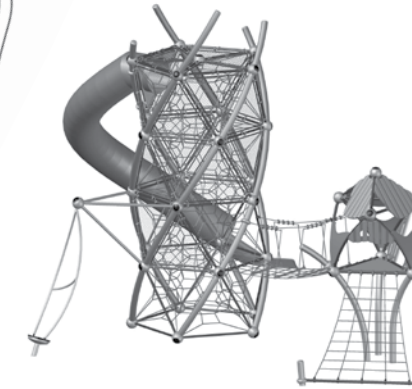
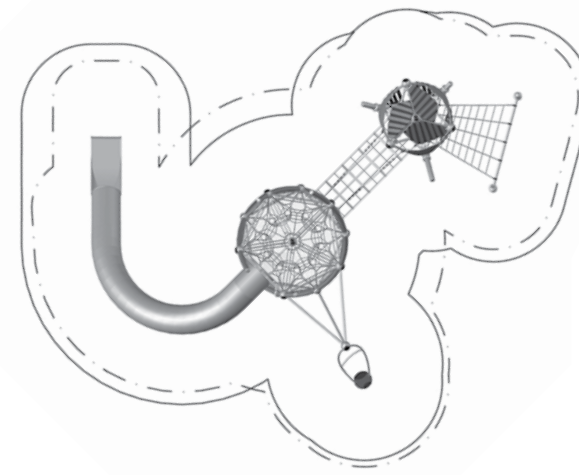


Duck Jibe



Slide

Various types of slides available for three different levels



**Berliner**

Berliner Seilfabrik GmbH & Co.  
Lengeder Straße 2/4  
13407 Berlin

Tel. +49.(0)30.41 47 24-0  
Fax +49.(0)30.41 47 24-33

info@berliner-seilfabrik.com  
www.berliner-seilfabrik.com

Berlin Partner



# DNA Towers

New



**Berliner**  
Play equipment for life



## DNA Tower.02

90.295.012

	(m) (")	3,1 x 3,1 x 4,4 10-1 x 10-1 x 14-4
	EN 1176 (m) ASTM/CSA (m) ASTM/CSA ("")	8,1 x 8,1 6,8 x 6,8 22-1 x 22-1
	(m) (")	2,94 9-8
		5

Incorporating a climbing net of 18,34 m<sup>2</sup>, this smallest in the new line up of climbing towers nevertheless offers a considerable play volume which many children can climb about in. At the same time, thanks to the open and accessible nature of its design, it's almost see-through in appearance. Ideal for playgrounds!

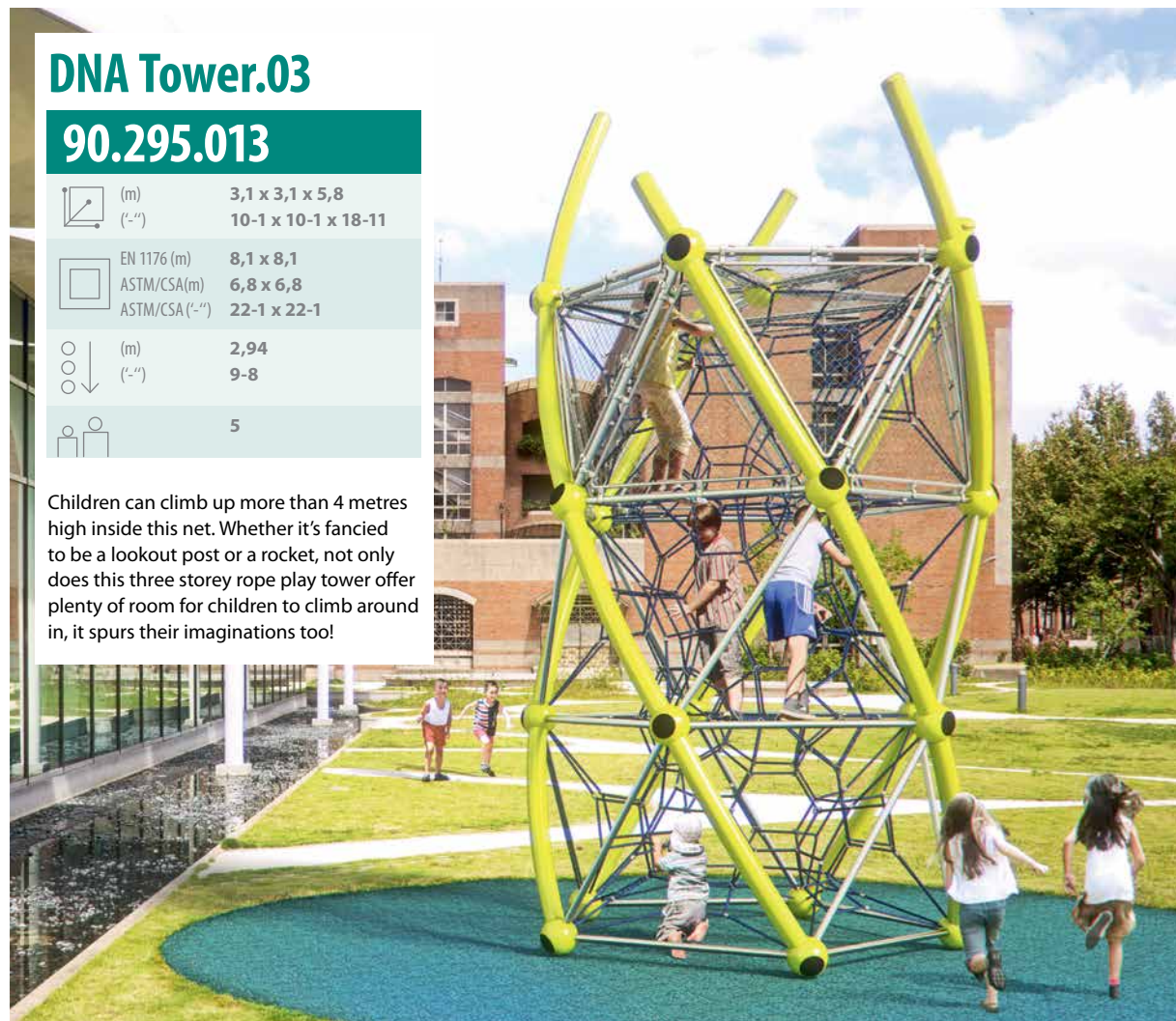


## DNA Tower.03

90.295.013

	(m) (")	3,1 x 3,1 x 5,8 10-1 x 10-1 x 18-11
	EN 1176 (m) ASTM/CSA (m) ASTM/CSA ("")	8,1 x 8,1 6,8 x 6,8 22-1 x 22-1
	(m) (")	2,94 9-8
		5

Children can climb up more than 4 metres high inside this net. Whether it's fancied to be a lookout post or a rocket, not only does this three storey rope play tower offer plenty of room for children to climb around in, it spurs their imaginations too!

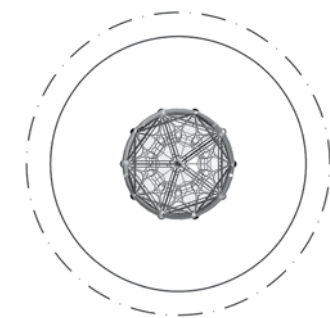
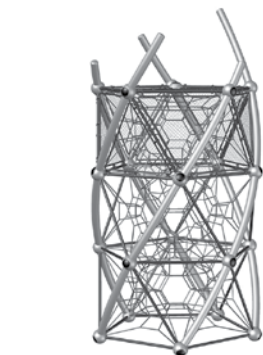
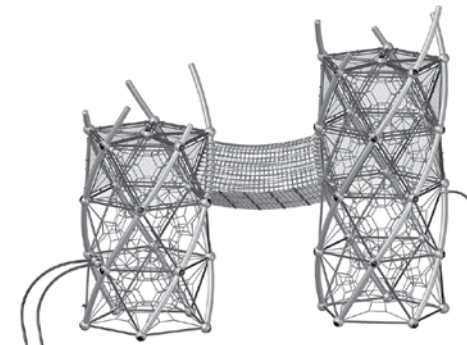
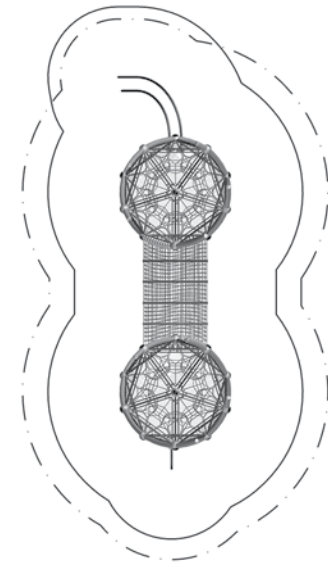
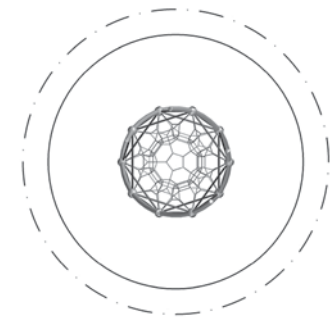


## DNA Combi.01

90.180.518



	(m) (")	3,1 x 10,4 x 7,2 10-1 x 34-2 x 23-7
	EN 1176 (m) ASTM/CSA (m) ASTM/CSA ("")	8,1 x 14,3 6,8 x 14,1 22-1 x 46-2
	(m) (")	2,94 9-8
		5

This combination of DNA Tower.03 and DNA Tower.04 features two additional components: Banisters and Sliding Pole. A tunnel suspended three metres above the ground connects the two climbing net towers. Altogether this combination offers a gigantic 65 m<sup>3</sup> of climbing volume.

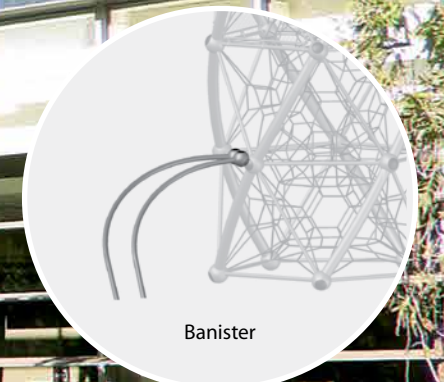


New


New rope colors  
Lilac & Lime



Suspension tunnel



Banister



Sliding pole