

Twist.10

Twist & Shout



Published: June 2023
















Twist.10

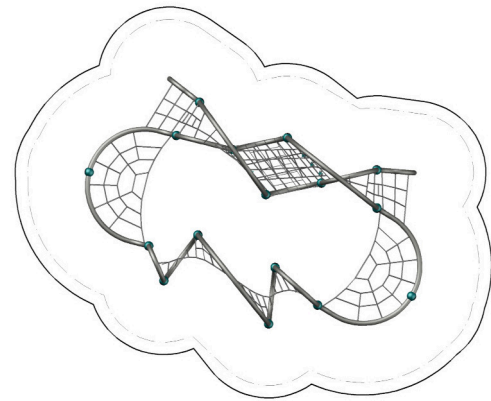
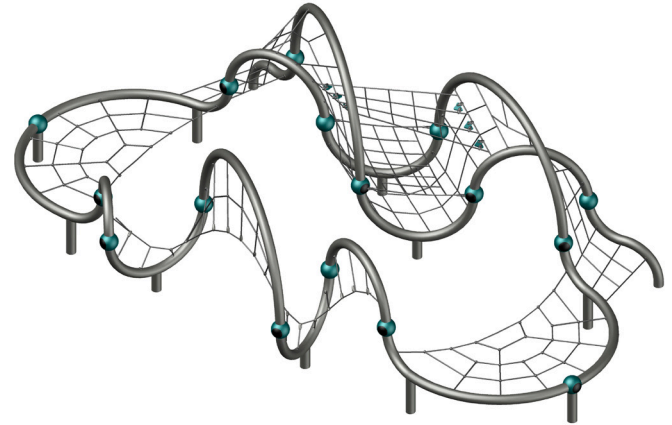
Product Specification

With its helical shape, the product "Twist" adapts to any landscape. Arches of different sizes can be combined at various angles. No matter whether the climbing structure is 5 or 500 m long, the net made of original Berliner U-Rope provides continuous climbing fun for young and old alike on a varied and challenging climbing course. Shout's steel frames run parallel. Whether they rejoin after looping or protrude tongue-like into the landscape is left entirely to your own creativity.

A 'double-barrelled' and a 'single-barrelled' Twist collide, melding into the exciting climbing sculpture Twist.10.

90.297.010

	Product Family	Twist & Shout
	Length x Width x Height (m) Length x Width x Height ("")	9,0 x 6,7 x 2,7 29-4 x 21-10 x 8-8
	Protective Surfacing Area acc. to DIN EN 1176 (m) Protective Surfacing Area acc. to ASTM/CSA (m) Protective Surfacing Area acc. to ASTM/CSA ("")	12,0 x 9,7 12,6 x 10,3 41-4 x 33-10
	Fall Height acc. to EN 1176 (m) Fall Height acc. to ASTM/CSA ("")	2,57 8-6
	Age	5
	Minimum Space required acc. to DIN EN 1176 (m ²) Minimum Space required acc. to ASTM 1487 (ft ²)	81,7 1006,4
	Number of Foundations	8
	Concrete Volume C20/C25 (m ³) Concrete Volume C20/C25 (ft ³)	7,2 254,3
	Number of skilled Installers required	3
	Installation Time without Foundation	16 hours
	Dimensions of largest Part (m) Dimensions of largest Part ("")	3,2 x 1,5 x 0,2 10-6 x 4-11 x 0-8
	Weight of heaviest Part (kg) Weight of heaviest Part (lbs)	100 220
	Shipping Volume (m ³) Shipping Volume (ft ³)	25,3 895
	Total Weight (kg) Total Weight (lbs)	3000 6614
	Spare Part Guarantee	Lifelong



1:200

The dimensions of the equipment and protective surfacing area have been rounded up to one decimal digit.

Technical Data

Technical changes are reserved.
The following text can also be used for tenders.

Arch-Structure:

Steel pipes Ø 133 mm (5 1/4"), wall thickness 5 mm (3/8"). Anti-corrosion treatment and color finish: sandblasting and solvent-free epoxy-/ polyester-process.

Spheres:

Framework®- aluminum ball connectors, Ø 250 mm (9 13/16"). Anti-corrosion treatment and color finish: sandblasting and solvent-free epoxy-/ polyester-process. The ball incorporates an embedded fastening system. Securely closed with durable EPDM-caps.

Ropes:

U-Rope®-round strand ropes with galvanized and covered wires. External strands with non-abrasive UV-resistant polyester-yarn (no polypropylene), Ø 18 mm (11/16"). Rope crossing points are localised by durable, drop forged aluminium ballknots (no plastic) or with bolted T-Connector-clamps replaceable connected.

Charlotte-Connector:

Internal fastening system for single rope endings at the arch tubes. The fixing works without hooks or visible ferrules, pre-prepared net segments can easily get fixed permanent but replaceable inside the tubes.