

Spooky Rookies

SpooRoo Combi.01 Product Specification



Published: November 2019

SpooRoo Combi.01

Spooky Rookies promote physical development. During climbing, sliding and romping in the many different playhouses, toddlers are able to test their skills.

It is possible to combine the playhouses' shape, size and colors.

















A stepladder, ramp or slide offer further constructive options.

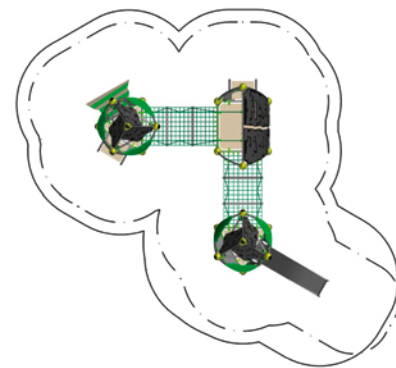
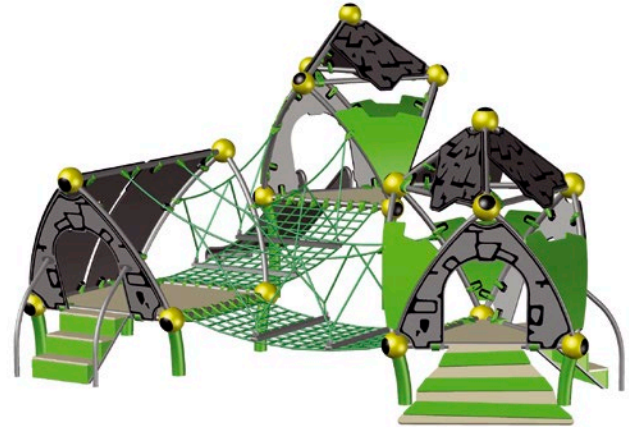
The SpooRoo Combi.01 consists of a spooky house Spoo S with a ramp and a stepladder, a spooky house Roo S with a ladder and a Spoo M with a slide, all of them connected by suspension bridges.

SpooRoo Combi.01

Published: November 2019

90.296.001

	Product Family	Spooky Rookies
	Length x Width x Height (m) Length x Width x Height ("")	6,5 x 5,8 x 2,7 6,5 x 5,8 x 2,7
	Protective Surfacing Area acc. to DIN EN 1176 (m) Protective Surfacing Area acc. to ASTM/CSA (m) Protective Surfacing Area acc. to ASTM/CSA ("")	9,8 x 8,9 10,1 x 9,5 33-1 x 31-1
	Fall Height acc. to EN 1176 (m) Fall Height acc. to ASTM/CSA ("")	0,9 3-0
	Age	2-5
	Minimum Space required acc. to DIN EN 1176 (ft²) Minimum Space required acc. to ASTM 1487 (ft²)	170.6 208.46
	Number of Foundations	18
	Concrete Volume C20/C25 (ft³)	63.57
	Number of skilled Installers required	2
	Installation Time without Foundation	12 hours
	Dimensions of largest Part ("")	8-6 x 4-3 x 1-11
	Weight of heaviest Part (lbs)	121.25
	Shipping Volume (ft³)	On request
	Total Weight (lbs)	On request
	Spare Part Guarantee	Lifelong
	Certified acc. to EN 1176	Nr.: Z2 18 05 10256 275



Technical Data

The following text can also be used for tenders.

Included Products:

- 3 Haunted houses (Spoo S, Spoo M, Roo S)
- 2 Stepladders
- 1 Slide
- 1 Ramp
- 2 Suspension bridges

Posts:

Steel pipes Ø 4"; wall thickness 3/16" with a round cast aluminum post top; anti-corrosion treatment and color finish: sandblasting and solvent-free epoxy-/polyester-process; Cross tubes – stainless steel Frameworx®-tubes, Ø 1 7/8"

Balls:

Frameworx®-aluminum ball connectors, Ø 7 7/8"; anti-corrosion treatment and color finish: sandblasting and solvent-free epoxy-/polyester-process; securely closed with durable EPDM-caps

Panels:

HDPE-panel (roof and walls), thickness 3/4", panel connected to steel pipes (for more details, see posts) with cast aluminum panel clamps; non-skid HPL-panel (bottom and ramp), thickness 3/4", except bent sidepanels with a thickness of 25/64"

Connections:

Number of mechanical components as less as possible; all bolts and nuts exposing permanently to the weather consist of stainless steel.

Rope:

U-Rope®-round strand ropes with galvanized steel cores, Ø 5/8" – unless otherwise noted; external strands are covered with non-abrasive UV-resistant Polyester-yarn

Ramp:

HDPE-panel (roof and walls), thickness 3/4", panel connected to steel pipes (for more details, see posts) with cast aluminum panel clamps; non-skid HPL-panel (bottom and ramp), thickness 3/4"

Slide:

Rectangular stainless steel slide, narrow type width 1'-6 1/8"; side profile with stainless steel split tubes (smoothed and polished); access height 2'-11 7/16"

Suspension Bridges:

Rope Ø 5/8", narrow mesh size; Rope crossing points localized by durable, drop forged aluminum-ballknots (no plastic)

Stepladder:

Non-skid HPL-tiles (steps), thickness 3/4"; curved stainless steel handrails