

VIP Swing 2.0

HodgePodge



Published: April 2023

VIP Swing 2.0
















Product Specification

HodgePodge Playpoints are climbers or rockers or twisters. They are Playpoints first and foremost, but they are also very nice pieces of public design, and they are sculptural. All HodgePodge Playpoints are high-end engineered units made from high-quality materials like stainless steel with a brushed finish, powder coated recycled aluminum connectors, high density polyethylene (HDPE) panels and ITR-bearings for maximum safety and durability.

With its curved posts the VIP Swing 2.0 fits wonderfully to any other Berliner play equipment. It requires communication and collaboration between the players and trains the children's sense of balance and their agility.

VIP Swing 2.0

95.190.809

| | | |
|--|--|---|
|  | Product Family | HodgePodge |
|  | Length x Width x Height (m) Length x Width x Height ("") | 2,0 x 4,8 x 5,2 6-7 x 15-7 x 16-11 |
|  | Protective Surfacing Area acc. to DIN EN 1176 (m) Protective Surfacing Area acc. to ASTM/CSA (m) Protective Surfacing Area acc. to ASTM/CSA ("") | 9,2 x 7,8 15,0 x 8,4 49-3 x 27-6 |
|  | Fall Height acc. to EN 1176 (m) Fall Height acc. to ASTM/CSA ("") | 2,2 10-8 |
|  | Age | 5 |
|  | Minimum Space required acc. to DIN EN 1176 (m ²) Minimum Space required acc. to ASTM 1487 (ft ²) | 53,6 880,0 |
|  | Number of Foundations | 2 |
|  | Concrete Volume C20/C25 (m ³) Concrete Volume C20/C25 (ft ³) | 2,8 100 |
|  | Number of skilled Installers required | 3 |
|  | Installation Time without Foundation | 3 hours |
|  | Dimensions of largest Part (m) Dimensions of largest Part ("") | 4,6 x 0,2 x 0,2 14-11 x 0-6 x 0-6 |
|  | Weight of heaviest Part (kg) Weight of heaviest Part (lbs) | 137 300 |
|  | Shipping Volume (m ³) Shipping Volume (ft ³) | 1,7 60 |
|  | Total Weight (kg) Total Weight (lbs) | 565 1245 |
|  | Spare Part Guarantee | Lifelong |

The dimensions of the equipment and protective surfacing area have been rounded up to one decimal digit.

Technical Data

Technical changes are reserved.
The following text can also be used for tenders.

Posts:

Bent steel posts Ø 133 mm (5 1/4"), wall thickness 6,3 mm (1/4") with a round cast aluminum post top. Anti-corrosion treatment and color finish: sandblasting and solvent-free epoxy-/ polyester-process.

Spheres:

Framework[®]- aluminum ball connectors, Ø 250 mm (9 13/16"). Anti-corrosion treatment and color finish: sandblasting and solvent-free epoxy-/ polyester-process. With embedded fastening system. Securely closed with durable EPDM-caps.

Tubes:

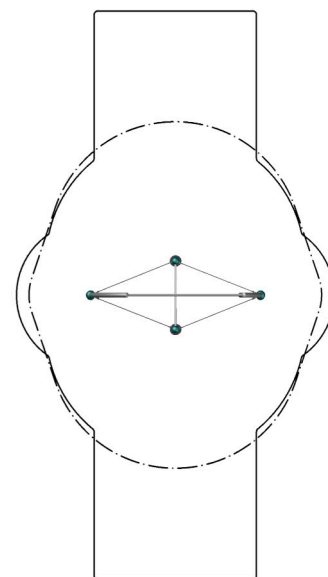

Framework[®]- stainless steel tubes with a diameter of 60,3 mm (2 3/8") and wall thicknesses of 2,9 mm (1/8") and 5 mm (3/16") for the connections via the Framework[®]- aluminium ball connectors.

Suspension:

U-Rope[®]-round strand ropes with galvanized and covered wires. External strands with non-abrasive UV-resistant polyester-yarn (no polypropylene), Ø 16 mm (5/8").

Pendulum Seats:

Round rubber seat on sheathed stainless steel chain which is connected rotatable to a Framework[®]- aluminum ball connector. Connected to the posts by 4 bracing ropes at Framework[®]- aluminium ball connectors with swivel joints.



1:200