



LevelUp®

Tradition Reimagined



Berliner
Play equipment for life

Berliner Play equipment for life

This slogan means a lot to us! It defines how we work and construct playgrounds. In our 50 years of experience in playground equipment, we have built up an extensive product range with creative ideas and industry expertise. We offer unforgettable, fascinating designs for all types of play, whether indoors or outdoors.



Berliner Seilfabrik
Play Equipment Corporation
96 Brookfield Oaks Drive
Suite 140
Greenville, SC 29607

T + 1 864 627 1092
F + 1 864 627 1178

info@berliner-playequipment.com
www.berliner-playequipment.com



LevelUp: Taking Play to a New Level.

With LevelUp®, the traditional playground idea of towers and platforms is supplemented by innovative add-on components and inclusive play elements. The well-known playground concept in a new design combines technical finesse with the usual high-quality standards and offers every playground planner new unexpected possibilities.

Depending on the perspective, new organic alignments are created again and again by the seemingly randomly chosen tilted posts. This results in a wide variety of climbing landscapes for big or small climbing fans. Physically impaired children can participate in the game since handles are installed as entry aids and extra steps to compensate for height differences. The walls, which are located at ground level, can be equipped with play panels that support children in their motor or auditory development.

The horizontal tubes are fixed in place using the patent-pending four-part "Polynode" clamp and provide visual balance to the slanted posts. Countless connection elements such as slides, bridges and access points are made possible by the horizontal tubes and the Polynode. In addition, both guarantee the modularity of LevelUp play equipment with the already established product groups.

The patterns of the wall panels are realized by perforated aluminum plates, which are applied in different designs. However, customer-specific ideas can also be implemented. An integrated, printable sunshade rounds off the LevelUp play equipment. LevelUp offers room for imaginative play. Perhaps the children sail around the seven seas on a pirate ship, conquer a guarded castle or explore a lonely island.



Technical Insights

LevelUp brings many technical innovations to the table. Appearances borrowed from nature are realized through seemingly randomly chosen slanted posts. The posts are continuous and ensure the stability of the entire system. The patent-pending Polynode clamp encloses the posts. By screwing the four parts of the Polynode together with a total of eight vandalism-proof TX-45 screws, the horizontal tubes and all possible add-on parts are positively connected. The variously sized holes, created based on an image file, produce a three-dimensional effect on the panels. An integrated sunshade completes the LevelUp climbing structures.



Transfer Station

The handles and steps help physically challenged children climb the height differences, allowing them to participate in the game.



Play Panels

Integrated sensory-motor play panels located close to the floor support children in their motor and auditory development and offer additional fun. Various play elements are available for this purpose. More play panel options on page 11.



Polynode

The patent-pending Polynode clamps consist of four parts and can be individually colored. The horizontal tubes are held inside the Polynode without any screw connection.




Perforated Plates

The representation through the holes between 2.1 mm and 7.5 mm makes the selected motif appear three-dimensional. Choose between Organic Style or Bubble Style shown within this brochure or send us your idea for an individual design.



Posts

The inclined posts are continuous and give the overall framework its stability. The post diameter of 108 mm gives the unit an elegant look.



Roof

The roof structure, which looks like a leaf, is made of high-tech mesh fabric that can be printed on both sides, is dirt-repellent, 100% recyclable and resistant to UV light.

Add-on Components for LevelUp

Make LevelUp your play equipment: you can choose individually from our numerous add-on elements. Various climbing options such as rope ladders, entry nets or rocking plate climbs provide the necessary challenge and can be selected individually. The different attachments can be installed in almost every position. Please ask our playground designers if you need any advice.



Access Net



Stepping Forms



Horizontal Arc Ladder



Arc Ladder



Vine



Climbing Rings



Curved Ladder



Net Climber



Horizontal Access Rings



Vertical Access Rings



Fast Lane Slide



S-Ladder



Chessboard Bridge



Climbing Ring Stairs



Spiral



Access Rungs



Rope Ladder



Climbing Plates



Rocking Plate Seat









Bubble
Style

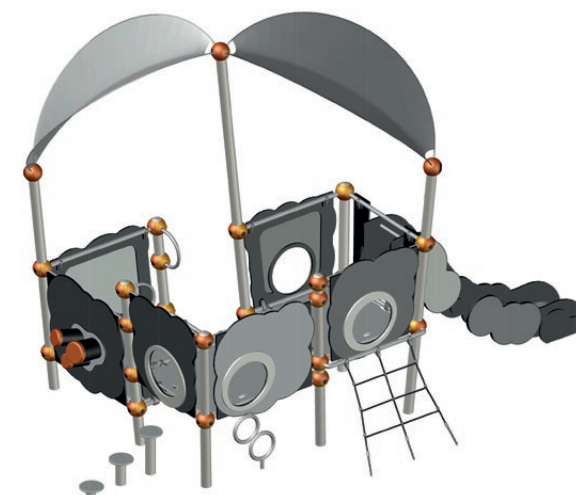
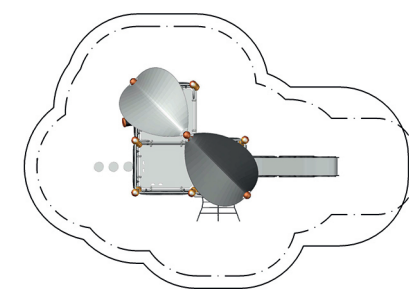
LevelUp.01.2


LU.001.002

	(m) ('")	6,5 x 4,1 x 4,4 21-3 x 13-5 x 14-3
	EN 1176 (m) ASTM/CSA (m) ASTM/CSA ('")	10,0 x 6,6 10,2 x 7,3 33-3 x 23-10
	EN 1176 (m) ASTM/CSA ('")	1,04 3-5
		2-12



This LevelUp.01.2 offers a variety of add-ons such as climbing rings, stepping forms, a climbing net and a Fast Lane Slide. Integrated bongos also provide an auditory experience.









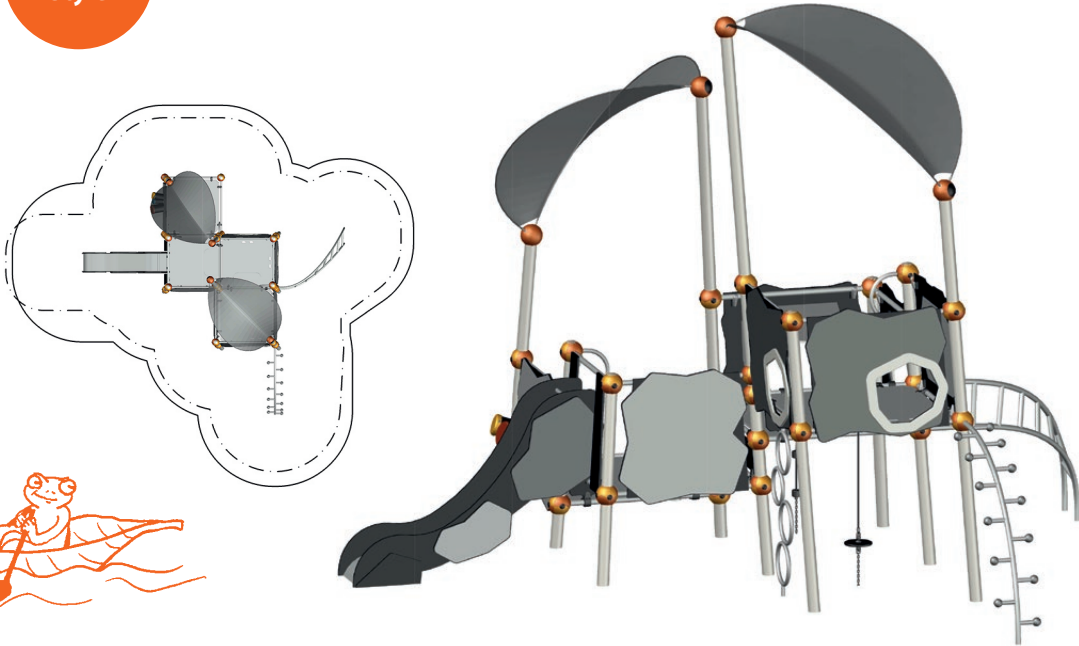
Organic
Style

LevelUp.02.1

LU.002.001





	(m) ("'-")	6,5 × 7,0 × 5,2 21-2 × 22-10 × 16-10
	EN 1176 (m) ASTM/CSA (m) ASTM/CSA ("'-")	9,4 × 10,5 10,1 × 11,0 33-1 × 34-9
	EN 1176 (m) ASTM/CSA ("'-")	1,63 5-5
		2-12

LevelUp.02.1 is just the thing for the little ones. Here, they can reach the deck via the transfer station and additional entry points and whiz down again via the Fast Lane Slide. There are also several integrated play panels that train motor skills.

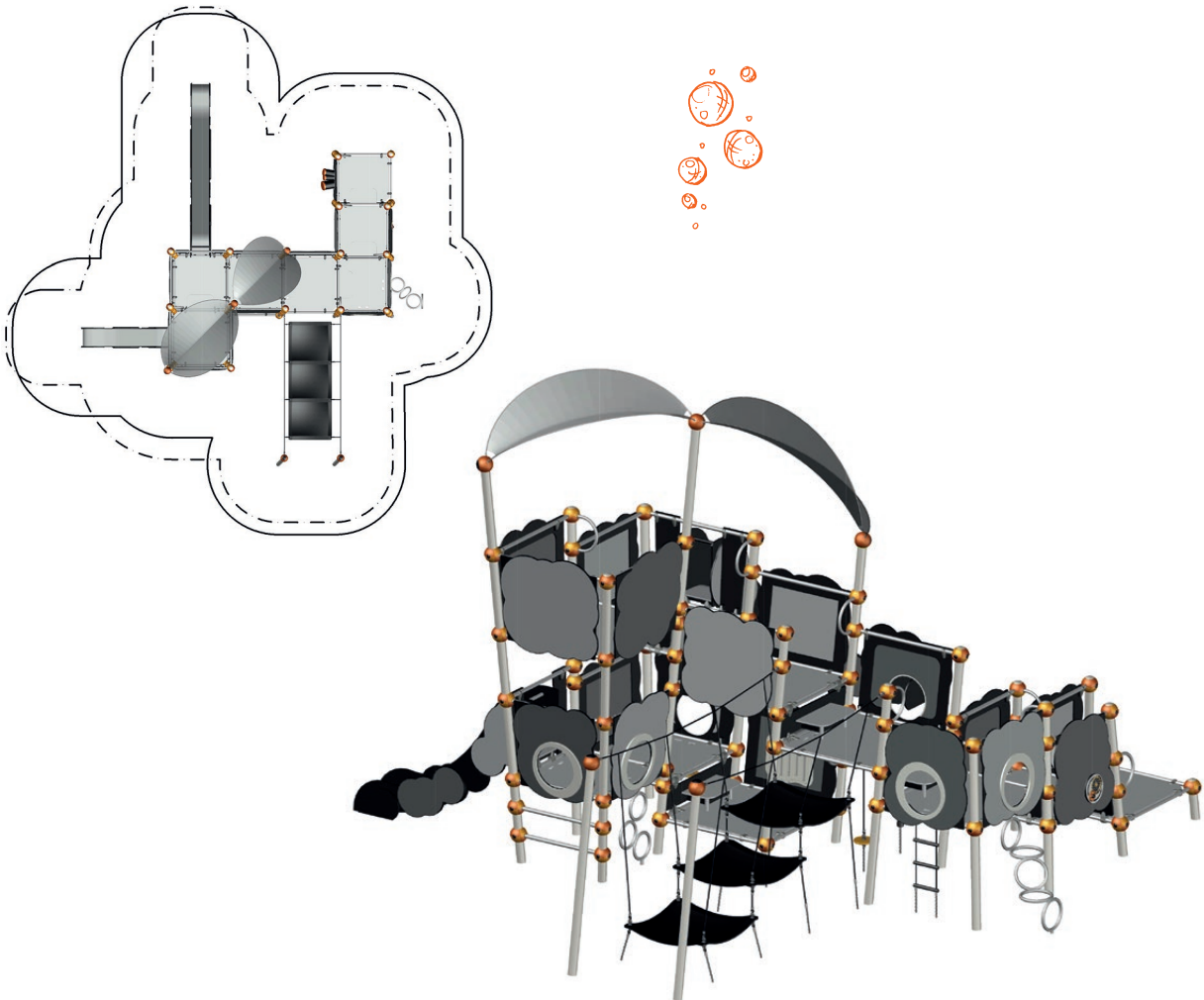



LevelUp.03.1

LU.003.001

	(m) ("'-")	9,2 × 10,3 × 5,8 29-11 × 33-6 × 19-0
	EN 1176 (m) ASTM/CSA (m) ASTM/CSA ("'-")	12,7 × 13,8 12,8 × 13,9 41-11 × 45-7
	EN 1176 (m) ASTM/CSA ("'-")	2,45 8-1
		2-12





A great adventure awaits anyone who climbs this huge LevelUp.03.1. More than five levels of climbing fun take kids up to nearly 10 feet. Climbing rings and large rubber membranes are just two of the possible ascents. Additional play elements, such as two slides, round off the fun.



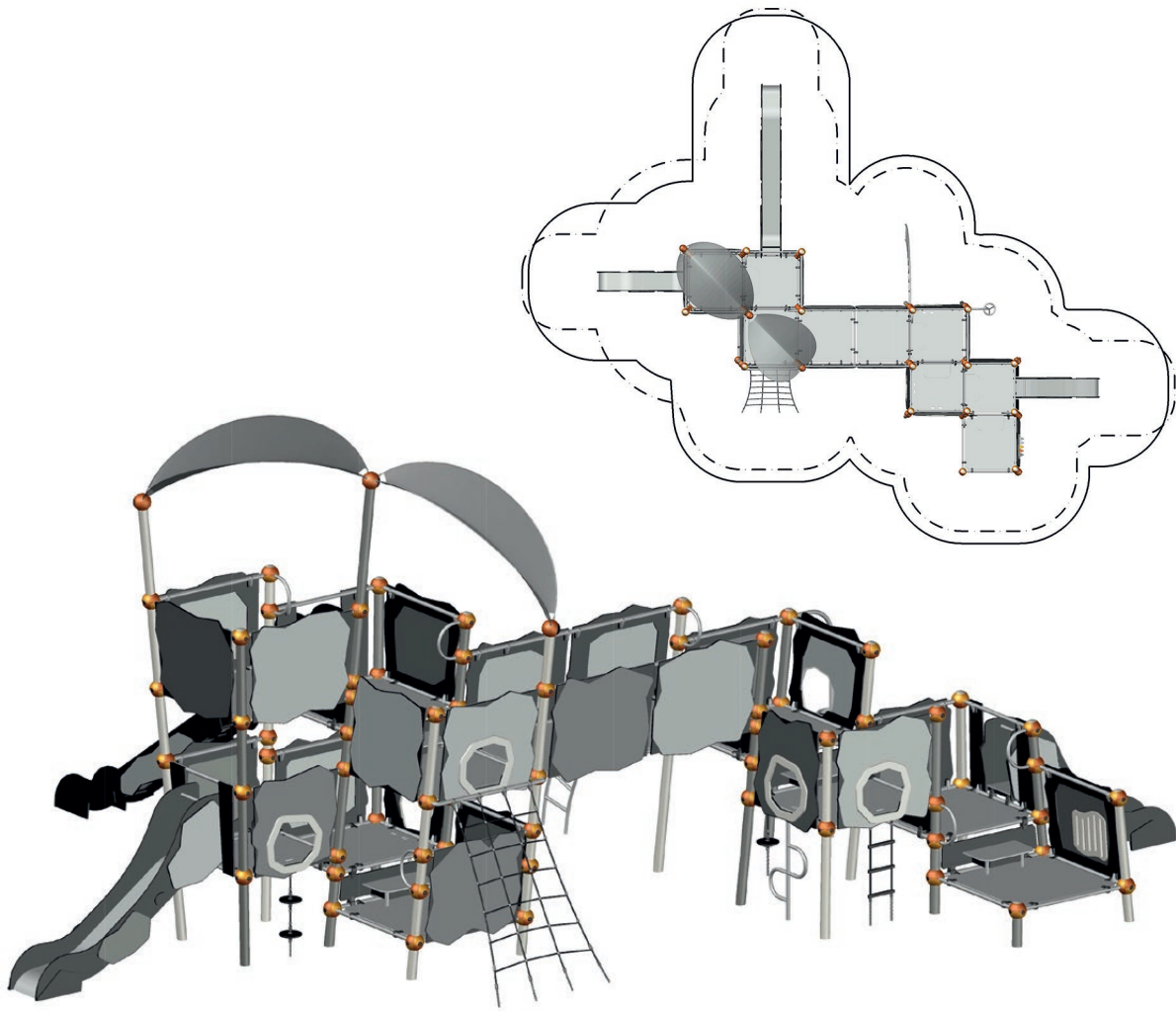


LevelUp.04.4

LU.004.004


	(m) 44-2 x 34-5 x 19-0	13,5 x 10,5 x 5,8
	EN 1176 (m) ASTM/CSA (m) ASTM/CSA (ft-in)	17,5 x 14,0 17,2 x 14,2 56-2 x 46-4
	EN 1176 (m) ASTM/CSA (ft-in)	2,45 8-1
	2-12	

Seven different climber options, such as an arc ladder, climbing plates or a large climbing net, take you to this large LevelUp.04.4. An 8-feet-high Fast Lane Slide for the big ones and two 3-feet-high slides for small climbing fans ensure a fast exit.



Play Panels

The sensory-motor play panels offer children a great additional adventure while training their motor and auditory skills. Because they are so close to the ground, they are also accessible to children in wheelchairs.



Make it rain

When rotating the panel, the stainless steel balls rushing down create a sound like pattering rain.



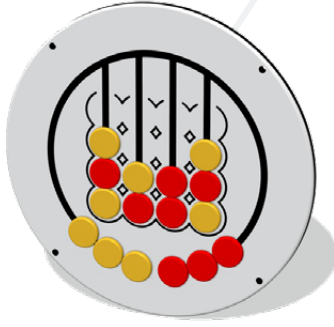
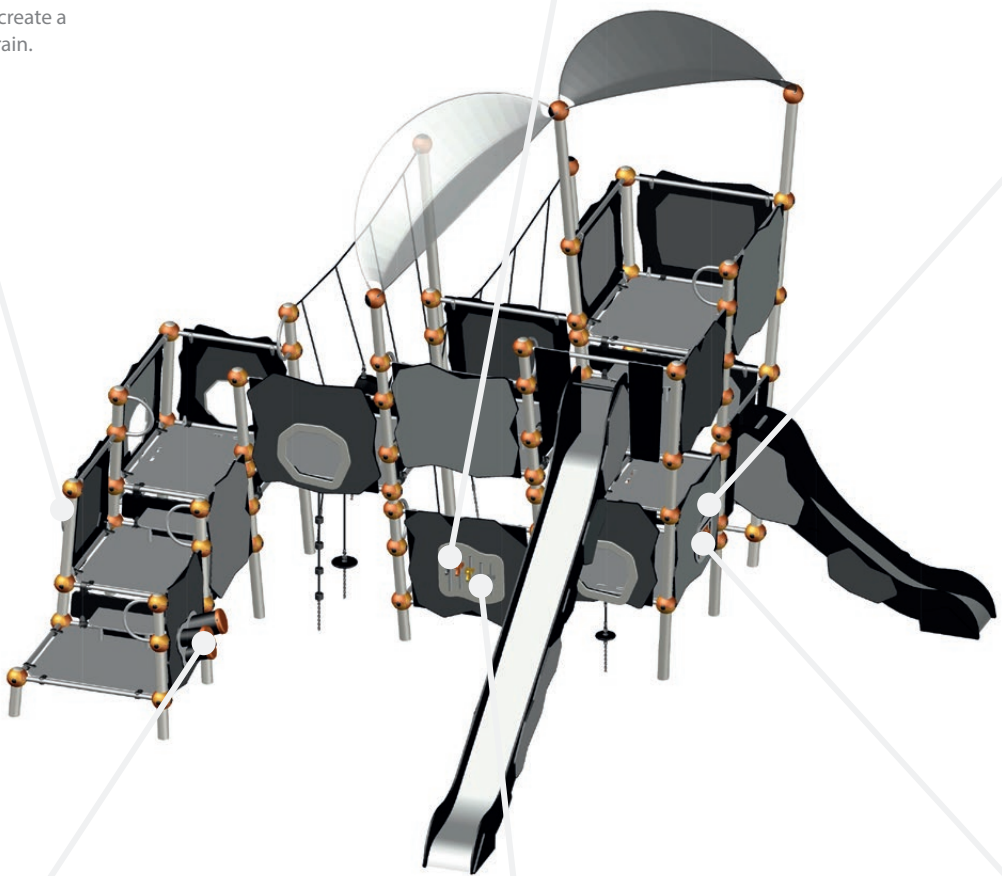
Solar Explorer

Like an astronaut in space, you can land the spaceships on the planets.



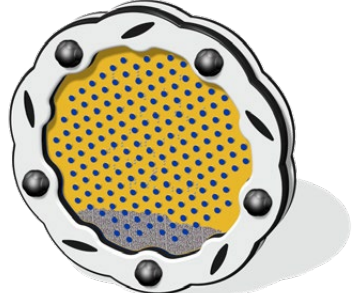
Spin Maze

Move the ball with the spinning disc and find the exit of the maze.



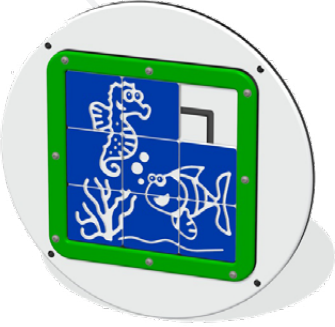
Level 4

Who can connect four in a row faster?



Tumble Turn

The stainless steel balls move back and forth merrily according to the direction of rotation.







Tile slide Fish

The fish motif becomes visible when all parts are arranged correctly.


LevelUp.05.1

LU.005.001

	(m)	13,5 × 10,5 × 5,8
	("'-")	44-2 × 34-5 × 19-0
	EN 1176 (m)	17,5 × 14,0
	ASTM/CSA (m)	17,2 × 14,2
	ASTM/CSA ("'-")	56-2 × 46-4
	EN 1176 (m)	2,45
	ASTM/CSA ("'-")	8-1
		2-12



LevelUp.05.1 promises gigantic fun. It has three slides and offers eight different ascents. If you climb the different levels, you reach a height of almost 10 feet. Two play panels round off this LevelUp play equipment.



Quality & Design: Our Materials

The use of different and particularly robust materials such as HDPE, steel, aluminum, rubber membranes or rope not only ensure maximum durability of the devices, but they also offer a wide range of changing surfaces so that different sensory experiences can be made. In this way, children learn to perceive their surroundings more consciously. 70 % of our steel and 85 % of our aluminum is made of recycled material. All of our production has been PVC-free for many years. Our state-of-the-art powder coating process works solvent-free. All of our products meet and exceed

the regulations for lead in paint, lead in substrate and phthalates. Our environmental management and quality management are ISO 14001 and ISO 9001 certified.





Berliner Seilfabrik
Play Equipment Corporation
96 Brookfield Oaks Drive
Suite 140
Greenville, SC 29607

T + 1 864 627 1092
F + 1 864 627 1178

info@berliner-playequipment.com
www.berliner-playequipment.com

Published: November 2023