

Villago LaGrange L

Villago



Published: December 2024

Villago LaGrange L Product Specification

Villago LaGrange – the versatile play barn – transports children to a picturesque farm, where they not only experience plenty of playtime fun but also develop their various skills.
















This rustic playhouse is clad in high-quality bamboo panels, giving it a sense of value and natural appeal. To give the playhouse the

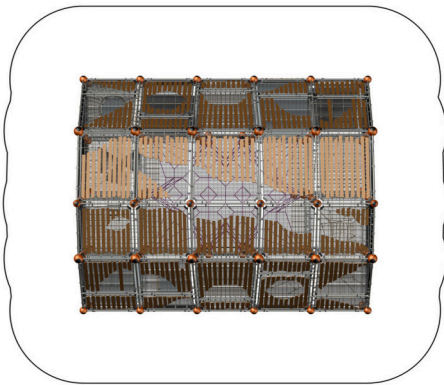
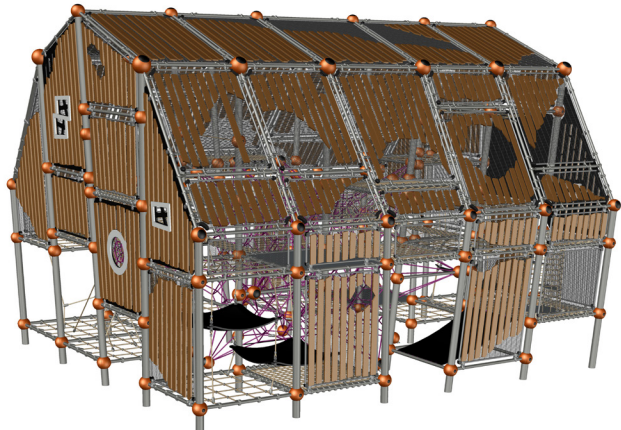
look of a real barn and create more transparency, bamboo is combined with our innovative transparent grid frames, Joe's Grid.

Available in two sizes – L and M – Villago adapts to different environments. The large version L stands over 18 feet tall and with its dimensions of 26.6 by 21 feet, offers endless fun and play.

Villago LaGrange L

VLL.001.001

	Product Family	Villago
	Length × Width × Height (m) Length × Width × Height ("-")	8,1 × 6,4 × 5,6 26-6 × 20-9 × 18-4
	Protective Surfacing Area acc. to DIN EN 1176 (m) Protective Surfacing Area acc. to ASTM/CSA (m) Protective Surfacing Area acc. to ASTM/CSA ("-")	10,5 × 9,1 11,8 × 10,0 38-6 × 32-9
	Fall Height acc. to EN 1176 (m) Fall Height acc. to ASTM/CSA ("-")	1,53 6-0
	Age	5-12
	Minimum Space required acc. to DIN EN 1176 (m²) Minimum Space required acc. to ASTM 1487 (ft²)	92,3 1196,5
	Number of Foundations	1
	Concrete Volume C20/C25 (m³) Concrete Volume C20/C25 (ft³)	12,8 452,1
	Number of skilled Installers required	5
	Installation Time without Foundation	40 hours
	Dimensions of largest Part (m) Dimensions of largest Part ("-")	5,5 × 0,2 × 0,2 18-6 × 0-8 × 0-8
	Weight of heaviest Part (kg) Weight of heaviest Part (lbs)	51 115
	Shipping Volume (m³) Shipping Volume (ft³)	43 1520
	Total Weight (kg) Total Weight (lbs)	8700 19200
	Spare Part Guarantee	Lifelong



1:200

The dimensions of the equipment and protective surfacing area have been rounded up to one decimal digit.

Technical Data

Technical changes are reserved.
The following text can also be used for tenders.

Posts:
Steel pipes Ø 108 mm (4 1/4"), wall thickness 3,6 mm (3/64") with a round cast aluminum post top. Anti-corrosion treatment and color finish: sandblasting and solvent-free epoxy-/ polyester-process.

Tubes:
Frameworkx®- stainless steel tubes Ø 48,3 mm (1 29/32"), smoothed and brushed.

Spheres:
Frameworkx®- aluminum ball connectors, Ø 250 and 200 mm (9 13/16" and 7 7/8"). Anti-corrosion treatment and color finish: sandblasting and solvent-free epoxy-/ polyester-process. The tensioning ball incorporates an embedded fastening system and optionally the AstemTT® net tensioning system. Securely closed with durable EPDM-caps.

Polynode:
The patented Polynode, a ball clamp consisting of four parts, which closes around the sloping, continuous post. It can be individually colored. The horizontal tubes are held inside the Polynode without any screw connection.

Ropes:
U-Rope®-round strand ropes with galvanized and covered wires. External strands with non-abrasive UV-resistant polyester-yarn (no polypropylene), Ø 16 mm (5/8")

Wall Panels:
Made of solid colored 19 mm (3/4") thick HDPE panels to ensure durability, deter vandalism, and to remain structurally sound for generations. The sturdy material helps to prevent cracks and breaks. Extremely UV-resistant and color-proof. All edges are rounded. Easily connected to the tube at the framework with cast aluminum tube clamps.

Joe's Grid:
Joe's Grid are transparent grid-frames. The steel grid is mounted to a aluminum profile. The grid itself can be powder coated in any RAL-color.

Bamboo Panels:
Bamboo strips 90 mm (3 1/2") width, mounted to Joe's Grid or on a supporting board made from HDPE, 19 mm (3/4") thickness, rounded edges. Mounted with cast aluminum clamps to the tubes of the framework.



Inner Net:

Rope Ø 16 mm (5/8”), mesh size 300 x 300mm (11 13/16” x 11 13/16”), rope crossing points localized by durable, drop forged aluminum ballknots (no plastic) & T-Connector aluminum clamps.

Planar Nets:

Rope Ø 16 mm (5/8”), mesh size minimum 250 x 250 mm (9 4/5”) or small mesh net. Rope crossing points localized by durable, drop forged aluminum ballknots (no plastic). Net attachment to the tubes with cast aluminum pipe clamps.

Spatial Net:

Rope crossing points are localized with durable, drop forged aluminum cloverleaf rings and aluminum-ferrules (no plastic connections). In situ-replaceable rope strands (no special tools required). Rope Ø 16 mm (5/8”).

Net Sack:

Lying surface. Rope Ø 16 mm (5/8”). Rope crossing points localized by durable, drop forged aluminum ballknots (no plastic).

Net Tunnel:

Rope Ø 16 mm (5/8”), small mesh net. The Rope crossing points localized by durable, drop forged aluminum ballknots (no plastic).

Stepping Panels:

Made of solid 19 mm (3/4”) thick non-skid HPL panels. Connected to the tubes of the main structure with aluminum clamps.

Net Labyrinth:

Rope Ø 16 mm (5/8”), seemingly random attached ropes between upper and lower planar nets make up an obstacle course.

Net Funnel:

An upper and a lower planar net connected by a vertical climbing-funnel. Stepping-tiles made of non-skid HPL panel, thickness 19 mm (3/4”).

Rope Ladder:

Rope Ø 16 mm (5/8”), black polyamide rungs: Ø 40 mm (1 1/2”), 350 mm length (1’-2”).

Hammock:

Rope Ø 16 mm (5/8”), hammock net with mesh width approx. 100 x 100 mm (3-15/16” x 3-15/16”).

Rubber Tile Ascent:

Suspended rubber tiles, square or triangular shaped, comprised of durable, vandal-resistant conveyor belt material. Thickness approx. 9mm (3/8”).

HPL Tile Ascent:

Suspended non-skid HPL-tiles. Thickness 19 mm (3/4”).

Rubber Ramp:

Rubber membrane comprised of durable, vandal-resistant conveyor belt material. Thickness approx. 9mm (3/8”).